



Class is Brass

Experience the Elegance, Romance and Luxury of a recreated Masterpiece



Belinda

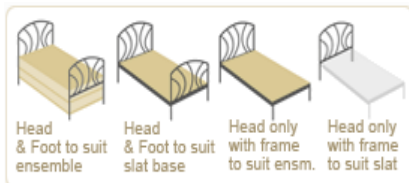
"Quintessentially Romantic"

Details:

Core Material:	Cast Iron
Typical Treatments:	Powder Coated With Polished Brass Finials
Height of Head end:	1480mm
Height of Foot end:	1050mm
Size Availability:	Single 3/4 King single Double Queen King size

Colours:	Magnolia (antique cream) White birch (antique white) Pearl White (brilliant white) Matt Black Gloss Black Pearl Silver Claret
----------	---

Manufacture to Suit



Options:



CRYSTAL KNOBS



AGED BRASS KNOBS




TAPERED POSTS




PAINTED KNOBS



HALF TESTER or 4
POSTER PARTS



CHROME KNOBS



CERAMIC KNOB



CERAMIC With Blue
Saxony



CERAMIC With Glamis
Rose